



## **SUPPORT CLASS RESULTS**

### **AUSTRALIAN SUPERSPORT 300 CHAMPIONSHIP**

Date: **23/02/19**  
 Event: **R02**  
 Weather: **Sunny - Temp: 20.8C**  
 Track: **Dry - Temp: 37.0C**

### **Race 1**

Started at: **11:14:49**  
 Laps: **6**  
 Starters: **33**  
 Printed at: **12:12**

### **PROVISIONAL CLASSIFICATION**

Pos	No	Name	Machine	Laps	Race Time	Behind	Fastest Lap	On Lap	Top Speed
1	27	Max STAUFFER (NSW) / Yamaha / YRD / Shark Leathers / Racers Edge	Yamaha R3 321	6	11:03.965		1:48.941	4	186
2	68	Luke POWER (VIC) / RTR / Graeme Williams Eng. / Traction Control	Yamaha R3 321	6	11:04.115	.150	1:48.988	4	181
3	81	Senna AGIUS (NSW) / Schuberth / Held / Bikebiz Kawasaki	Kawasaki EX 400	6	11:08.698	4.733	1:49.617	4	193
4	57	Seth CRUMP (QLD) / Rock Oil / KTM	KTM RC 390	6	11:10.346	6.381	1:49.995	5	193
5	43	Harry KHOURI (NSW) / Excite Motorsports / Shark Leathers / Motonation	Yamaha R3 321	6	11:10.370	6.405	1:49.702	4	191
6	20	Hunter FORD (NSW) / Yamaha / YRD / Held Aus / Schuberth Aus	Yamaha R3 321	6	11:10.418	6.453	1:49.564	4	199
7	87	Zac LEVY (QLD) / Demmery Motorsport Yamaha	Yamaha R3 321	6	11:10.615	6.650	1:49.497	3	194
8	32	Dylan WHITESIDE (VIC) / Mark Lamont / The Grinning Edge	Kawasaki EX 300	6	11:10.764	6.799	1:49.449	4	199
9	10	Callum O'BRIEN (WA) / Kawasaki BC Performance	Kawasaki EX 400	6	11:10.816	6.851	1:49.820	6	196
10	308	John LYTRAS (QLD) / Caboolture Yamaha / Jekyll & Hyde	Yamaha R3 321	6	11:11.000	7.035	1:50.100	5	196
11	72	Benjamin BAKER (NSW) / Jekyll & Hyde / SCK Excavation / Motostats	Yamaha R3 321	6	11:11.022	7.057	1:49.602	4	194
12	333	Yannis SHAW (NSW) / WRP Bridgestone / Select Fresh Providores	Kawasaki EX 400	6	11:11.276	7.311	1:49.801	4	201
13	355	Laura BROWN (NSW) / WNR	Yamaha R3 321	6	11:11.331	7.366	1:49.519	6	200
14	31	Travis HALL (QLD) / Stitchsmith / Ricondi	Yamaha R3 321	6	11:11.560	7.595	1:49.833	6	193
15	151	Lucky TAYLOR (QLD) / Yamaha / Rustic Flooring / Shark Leathers	Yamaha R3 321	6	11:16.426	12.461	1:50.413	4	194
16	97	Peter NERLICH (VIC) / TCN Racing	Kawasaki EX 400	6	11:21.032	17.067	1:51.195	2	190
17	25	Luke JHONSTON (NSW) / Motul / Davis Bikaworx / MotoGarage	Yamaha R3 321	6	11:21.106	17.141	1:51.307	2	194
18	58	Mitch KUHNE (QLD) / Shark Leathers / Nolan Helmets / Phiesh ink / Liquimoly	Yamaha R3 321	6	11:21.124	17.159	1:51.591	2	193
19	47	Zylas BUNTING (NSW) / Shark Leathers	Yamaha R3 321	6	11:21.657	17.692	1:51.908	3	192
20	56	Jesse WOODS (TAS) / JDS Moto	Yamaha R3 321	6	11:24.570	20.605	1:52.129	2	188
21	15	Bronson PICKETT (WA)	Yamaha R3 321	6	11:32.139	28.174	1:53.581	5	187
22	33	Grace POUTCH (VIC) / Aark Suspension & Tuning / SC Project Oceanic	Kawasaki EX 400	6	11:32.634	28.669	1:53.294	6	197

  
 Chief Time Keeper - Scott Laing


  
 Clerk of Course - Tom Williams



Computime Race Timing Systems Pty Ltd © 1996  
 Licensed to Computime Race Timing Systems

**COMPUTIME RACE TIMING SYSTEMS PTY LTD**  
**www.computime.com.au**

E-mail: [scott@computime.com.au](mailto:scott@computime.com.au) / Ph: 0418 17 13 17





**SUPPORT CLASS RESULTS**  
**AUSTRALIAN SUPERSPORT 300 CHAMPIONSHIP**

Date: 23/02/19  
 Event: R02  
 Weather: Sunny - Temp: 20.8C  
 Track: Dry - Temp: 37.0C

**Race 1**

Started at: 11:14:49  
 Laps: 6  
 Starters: 33  
 Printed at: 12:12

**PROVISIONAL CLASSIFICATION**

Pos	No	Name	Machine	Laps	Race Time	Behind	Fastest Lap	On Lap	Top Speed
23	22	Keegan PICKERING (NSW) / Sport Savvy Australian / Jekyl & Hyde	Yamaha R3 321	6	11:32.695	28.730	1:53.204	2	186
24	437	Hayden STIFF (NSW) / Proworx / Blayney Motorcycles	Kawasaki EX 300	6	11:44.599	40.634	1:55.647	3	180
25	282	Cameron AGOSTINI (NT) / Territory 3 Racing	Yamaha R3 321	6	11:44.667	40.702	1:55.632	3	180
26	35	Ben ANGELIDIS (ACT) / Proworx / Blayney Motorcycles	Yamaha R3 321	6	11:57.376	53.411	1:57.191	2	173
27	131	Adam COX (QLD)	KTM RC 390	6	11:58.971	55.006	1:58.023	2	179
28	40	Jeremy CZMOK (VIC) / Dins Dins Pet Food	KTM RC 390	6	12:06.983	1:03.018	1:58.100	6	180
29	46	Lachlan O'BRIEN (NT) / Territory 3 Racing	Yamaha R3 321	6	12:07.598	1:03.633	1:58.470	6	176
30	19	Craig WHITE (NSW) / WRP Bridgestone	Kawasaki EX 400	6	12:07.820	1:03.855	1:58.509	5	180
31	14	Sarah FAIRBROTHER (QLD) / The Motorcycle Sportsmen	Yamaha R3 321	6	12:07.902	1:03.937	1:58.497	6	183
32	89	Kristian AGOSTINI (NT) / Territory 3 Racing	Yamaha R3 321	6	12:14.708	1:10.743	1:59.637	4	176
33	111	Wayne BATSON (SA) / S.A Motorcycles / PSY Racing	Kawasaki EX 300	6	12:28.737	1:24.772	2:02.668	3	175

Fastest Lap was 1:48.941 by Max STAUFFER (NSW)

Current race lap record for SS300 class - 1:48.870 by Reid BATTYE (NSW) on a Kawasaki EX 300 set on 07/10/17

\*\*\* INITIAL RACE START RED FLAGGED IN LAP 1 DUE TO CRASH AT TURN 2 INVOLVING NOS. 28 (T. RELPH) & 42 (K. O'CONNELL). RACE RE-STARTED BUT REDUCED TO 6 LAPS \*\*\*

\*\*\* No. 308 (J. LYTRAS) - NO TRANSPONDER AFTER 3 LAPS - MANUALLY SCORED \*\*\*

The results are provisional until the end of the time limit for protests and appeals.

  
 Chief Time Keeper - Scott Laing


  
 Clerk of Course - Tom Williams



Computime Race Timing Systems Pty Ltd © 1996  
 Licensed to Computime Race Timing Systems

**COMPUTIME RACE TIMING SYSTEMS PTY LTD**  
**www.computime.com.au**

E-mail: scott@computime.com.au / Ph: 0418 17 13 17





## **SUPPORT CLASS RESULTS**

### **AUSTRALIAN SUPERSPORT 300 CHAMPIONSHIP**

Date: **23/02/19**  
 Event: **R02**  
 Weather: **Sunny - Temp: 20.8C**  
 Track: **Dry - Temp: 37.0C**

### **Race 1**

Started at: **11:14:49**  
 Laps: **6**  
 Starters: **33**  
 Printed at: **12:12**

### **PROVISIONAL LAP TIMES**

No	Name	Lap 1	Lap 2	Lap 3	Lap 4	Lap 5	Lap 6
10	Callum O'BRIEN (WA)	1:57.827	1:51.121	1:50.863	1:50.262	1:50.923	<b>1:49.820</b>
14	Sarah FAIRBROTHER (QLD)	2:11.685	1:59.960	2:00.065	1:59.040	1:58.655	<b>1:58.497</b>
15	Bronson PICKETT (WA)	2:02.237	1:54.243	1:54.303	1:53.793	<b>1:53.581</b>	1:53.982
19	Craig WHITE (NSW)	2:11.275	1:59.860	2:00.457	1:58.864	<b>1:58.509</b>	1:58.855
20	Hunter FORD (NSW)	1:58.058	1:50.891	1:51.503	<b>1:49.564</b>	1:49.866	1:50.536
22	Keegan PICKERING (NSW)	2:03.276	<b>1:53.204</b>	1:54.061	1:54.067	1:54.362	1:53.725
25	Luke JHONSTON (NSW)	2:01.129	<b>1:51.307</b>	1:51.744	1:52.369	1:52.165	1:52.392
27	Max STAUFFER (NSW)	1:56.254	1:49.371	1:49.396	<b>1:48.941</b>	1:49.311	1:50.692
31	Travis HALL (QLD)	1:59.600	1:50.487	1:51.206	1:50.473	1:49.961	<b>1:49.833</b>
32	Dylan WHITESIDE (VIC)	2:00.237	1:50.567	1:50.636	<b>1:49.449</b>	1:49.604	1:50.271
33	Grace POUTCH (VIC)	2:02.587	1:53.961	1:54.503	1:54.263	1:54.026	<b>1:53.294</b>
35	Ben ANGELIDIS (ACT)	2:06.718	<b>1:57.191</b>	1:58.174	1:58.301	1:58.602	1:58.390
40	Jeremy CZMOK (VIC)	2:11.837	1:59.633	1:59.142	1:59.050	1:59.221	<b>1:58.100</b>
43	Harry KHOURI (NSW)	1:58.870	1:50.171	1:50.139	<b>1:49.702</b>	1:50.994	1:50.494
46	Lachlan O'BRIEN (NT)	2:11.430	1:59.984	2:00.184	1:58.672	1:58.858	<b>1:58.470</b>
47	Zylas BUNTING (NSW)	2:00.506	1:52.012	<b>1:51.908</b>	1:52.225	1:52.339	1:52.667
56	Jesse WOODS (TAS)	2:02.013	<b>1:52.129</b>	1:52.584	1:52.480	1:52.767	1:52.597
57	Seth CRUMP (QLD)	1:57.862	1:51.072	1:50.876	1:50.013	<b>1:49.995</b>	1:50.528
58	Mitch KUHNE (QLD)	2:00.505	<b>1:51.591</b>	1:51.927	1:52.505	1:51.959	1:52.637
68	Luke POWER (VIC)	1:56.234	1:49.419	1:49.296	<b>1:48.988</b>	1:49.353	1:50.825
72	Benjamin BAKER (NSW)	1:59.004	1:50.979	1:50.679	<b>1:49.602</b>	1:50.174	1:50.584
81	Senna AGIUS (NSW)	1:58.123	1:50.647	1:50.379	<b>1:49.617</b>	1:49.981	1:49.951
87	Zac LEVY (QLD)	2:00.300	1:50.687	<b>1:49.497</b>	1:49.734	1:49.783	1:50.614
89	Kristian AGOSTINI (NT)	2:11.686	2:02.404	2:00.496	<b>1:59.637</b>	1:59.827	2:00.658
97	Peter NERLICH (VIC)	2:01.180	<b>1:51.195</b>	1:51.821	1:52.288	1:51.943	1:52.605
111	Wayne BATSON (SA)	2:12.518	2:03.695	<b>2:02.668</b>	2:03.547	2:03.583	2:02.726
131	Adam COX (QLD)	2:05.848	<b>1:58.023</b>	1:59.139	1:58.486	1:59.083	1:58.392
151	Locky TAYLOR (QLD)	1:58.201	1:51.916	1:51.270	<b>1:50.413</b>	1:51.600	1:53.026
282	Cameron AGOSTINI (NT)	2:04.928	1:56.320	<b>1:55.632</b>	1:55.894	1:56.179	1:55.714
308	John LYTRAS (QLD)	1:58.339	1:50.571	1:50.386	1:50.504	<b>1:50.100</b>	1:51.100
333	Yannis SHAW (NSW)	1:59.116	1:50.254	1:50.609	<b>1:49.801</b>	1:50.127	1:51.369
355	Laura BROWN (NSW)	1:59.336	1:50.583	1:50.593	1:49.982	1:51.318	<b>1:49.519</b>
437	Hayden STIFF (NSW)	2:04.792	1:56.415	<b>1:55.647</b>	1:55.729	1:56.318	1:55.698

\*\*\* INITIAL RACE START RED FLAGGED IN LAP 1 DUE TO CRASH AT TURN 2 INVOLVING NOS. 28 (T. RELPH) & 42 (K. O'CONNELL). RACE RE-STARTED BUT REDUCED TO 6 LAPS \*\*\*

\*\*\* No. 308 (J. LYTRAS) - NO TRANSPONDER AFTER 3 LAPS - MANUALLY SCORED \*\*\*

The results are provisional until the end of the time limit for protests and appeals.

.....  
 Chief Time Keeper - Scott Laing

.....  
 Clerk of Course - Tom Williams



Computime Race Timing Systems Pty Ltd © 1996  
 Licensed to Computime Race Timing Systems

**COMPUTIME RACE TIMING SYSTEMS PTY LTD**  
**www.computime.com.au**

E-mail: [scott@computime.com.au](mailto:scott@computime.com.au) / Ph: 0418 17 13 17





# SUPPORT CLASS RESULTS

## AUSTRALIAN SUPERSPORT 300 CHAMPIONSHIP

Date: 23/02/19  
 Event: R02  
 Weather: Sunny - Temp: 20.8C  
 Track: Dry - Temp: 37.0C

### Race 1

Started at: 11:14:49  
 Laps: 6  
 Starters: 33  
 Printed at: 12:12

### PROVISIONAL SPLIT TIMES

Lap	Split 1	Split 2	Split 3	Split 4	Lap Time	Spd	Lap	Split 1	Split 2	Split 3	Split 4	Lap Time	Spd
<b>10 Callum O'BRIEN (WA) (9th)</b>							4	26.398	32.185	<b>20.791</b>	<b>30.190</b>	<b>1:49.564</b>	196
1	33.576	32.351	21.362	30.538	1:57.827	147	5	<b>25.886</b>	<b>32.155</b>	21.159	30.666	1:49.866	199
2	26.696	32.575	21.273	30.577	1:51.121	188	6	26.456	32.199	21.028	30.853	1:50.536	189
3	26.510	32.586	21.195	30.572	1:50.863	195	<b>22 Keegan PICKERING (NSW) (23th)</b>						
4	26.944	32.024	<b>20.938</b>	<b>30.356</b>	1:50.262	190	1	35.907	34.247	21.526	31.596	2:03.276	157
5	<b>26.273</b>	32.609	21.127	30.914	1:50.923	194	2	<b>27.271</b>	33.503	<b>21.322</b>	<b>31.108</b>	<b>1:53.204</b>	186
6	26.505	<b>31.787</b>	20.978	30.550	<b>1:49.820</b>	196	3	27.288	33.497	21.772	31.504	1:54.061	182
<b>14 Sarah FAIRBROTHER (QLD) (31th)</b>							4	28.048	33.418	21.477	31.124	1:54.067	179
1	38.795	35.772	23.285	33.833	2:11.685	156	5	27.440	33.281	21.859	31.782	1:54.362	180
2	29.778	34.651	22.998	32.533	1:59.960	169	6	27.570	<b>33.064</b>	21.623	31.468	1:53.725	181
3	29.311	35.030	22.790	32.934	2:00.065	177	<b>25 Luke JHONSTON (NSW) (17th)</b>						
4	29.331	34.760	22.744	<b>32.205</b>	1:59.040	173	1	35.385	33.762	21.220	<b>30.762</b>	2:01.129	154
5	<b>28.783</b>	<b>34.611</b>	22.805	32.456	1:58.655	183	2	<b>26.500</b>	<b>32.526</b>	21.248	31.033	<b>1:51.307</b>	194
6	28.947	34.828	<b>22.442</b>	32.280	<b>1:58.497</b>	182	3	26.578	32.705	21.469	30.992	1:51.744	191
<b>15 Bronson PICKETT (WA) (21th)</b>							4	27.015	32.576	21.407	31.371	1:52.369	188
1	35.737	33.755	<b>21.488</b>	<b>31.257</b>	2:02.237	156	5	27.225	32.812	<b>21.208</b>	30.920	1:52.165	182
2	27.565	33.348	21.634	31.696	1:54.243	187	6	27.085	32.874	21.595	30.838	1:52.392	192
3	27.460	33.016	22.070	31.757	1:54.303	183	<b>27 Max STAUFFER (NSW) (1st)</b>						
4	<b>27.401</b>	33.084	21.762	31.546	1:53.793	180	1	32.999	32.326	20.566	30.363	1:56.254	148
5	27.629	<b>32.814</b>	21.700	31.438	<b>1:53.581</b>	173	2	26.546	31.785	20.712	30.328	1:49.371	186
6	27.652	33.111	21.692	31.527	1:53.982	172	3	26.750	31.674	20.679	30.293	1:49.396	179
<b>19 Craig WHITE (NSW) (30th)</b>							4	<b>26.444</b>	31.847	<b>20.398</b>	<b>30.252</b>	<b>1:48.941</b>	182
1	38.917	35.059	23.360	33.939	2:11.275	150	5	26.584	<b>31.663</b>	20.672	30.392	1:49.311	185
2	29.084	34.668	22.743	33.365	1:59.860	173	6	26.881	32.811	20.692	30.308	1:50.692	179
3	29.504	34.640	22.559	33.754	2:00.457	172	<b>31 Travis HALL (QLD) (14th)</b>						
4	28.848	34.990	22.417	<b>32.609</b>	1:58.864	173	1	34.659	33.299	20.975	30.667	1:59.600	151
5	<b>28.457</b>	<b>34.584</b>	22.740	32.728	<b>1:58.509</b>	180	2	<b>26.383</b>	32.536	21.109	30.459	1:50.487	193
6	28.797	34.676	<b>22.311</b>	33.071	1:58.855	177	3	26.713	32.660	21.087	30.746	1:51.206	193
<b>20 Hunter FORD (NSW) (6th)</b>							4	26.688	32.109	<b>20.807</b>	30.869	1:50.473	189
1	33.835	32.604	21.091	30.528	1:58.058	150	5	26.667	<b>31.853</b>	21.079	30.362	1:49.961	186
2	26.170	32.638	20.949	31.134	1:50.891	196	6	26.549	32.016	21.079	<b>30.189</b>	<b>1:49.833</b>	188
3	27.094	32.536	21.349	30.524	1:51.503	184							

*Scott Laing*  
 Chief Time Keeper - Scott Laing


*Tom Williams*  
 Clerk of Course - Tom Williams



Computime Race Timing Systems Pty Ltd © 1996  
 Licensed to Computime Race Timing Systems

**COMPUTIME RACE TIMING SYSTEMS PTY LTD**  
**www.computime.com.au**

E-mail: scott@computime.com.au / Ph: 0418 17 13 17





# SUPPORT CLASS RESULTS

## AUSTRALIAN SUPERSPORT 300 CHAMPIONSHIP

Date: 23/02/19  
 Event: R02  
 Weather: Sunny - Temp: 20.8C  
 Track: Dry - Temp: 37.0C

### Race 1

Started at: 11:14:49  
 Laps: 6  
 Starters: 33  
 Printed at: 12:12

### PROVISIONAL SPLIT TIMES

Lap	Split 1	Split 2	Split 3	Split 4	Lap Time	Spd	Lap	Split 1	Split 2	Split 3	Split 4	Lap Time	Spd
<b>32 Dylan WHITESIDE (VIC) (8th)</b>							4	26.823	32.091	20.795	<b>29.993</b>	<b>1:49.702</b>	185
1	35.067	33.100	21.051	31.019	2:00.237	157	5	<b>26.696</b>	32.406	21.355	30.537	1:50.994	181
2	26.727	32.392	20.852	30.596	1:50.567	192	6	26.724	32.240	20.899	30.631	1:50.494	183
3	26.401	32.789	20.873	30.573	1:50.636	194	<b>46 Lachlan O'BRIEN (NT) (29th)</b>						
4	<b>25.971</b>	<b>32.331</b>	<b>20.629</b>	30.518	<b>1:49.449</b>	199	1	38.670	35.688	23.146	33.926	2:11.430	153
5	26.037	32.383	20.726	30.458	1:49.604	195	2	<b>28.728</b>	35.150	23.114	32.992	1:59.984	176
6	26.517	32.497	20.955	<b>30.302</b>	1:50.271	195	3	29.400	34.730	22.689	33.365	2:00.184	174
<b>33 Grace POUTCH (VIC) (22th)</b>							4	29.190	<b>34.111</b>	<b>22.612</b>	32.759	1:58.672	174
1	36.271	33.659	<b>21.336</b>	31.321	2:02.587	157	5	28.892	34.625	22.856	32.485	1:58.858	176
2	27.117	33.125	21.576	32.143	1:53.961	197	6	29.040	34.531	22.629	<b>32.270</b>	<b>1:58.470</b>	176
3	27.523	33.414	21.863	31.703	1:54.503	179	<b>47 Zylas BUNTING (NSW) (19th)</b>						
4	27.343	33.730	21.526	31.664	1:54.263	190	1	35.198	33.681	<b>21.162</b>	<b>30.465</b>	2:00.506	159
5	27.321	<b>32.872</b>	21.720	32.113	1:54.026	189	2	27.007	<b>32.546</b>	21.586	30.873	1:52.012	190
6	<b>27.018</b>	32.980	22.023	<b>31.273</b>	<b>1:53.294</b>	190	3	<b>26.811</b>	32.809	21.467	30.821	<b>1:51.908</b>	188
<b>35 Ben ANGELIDIS (ACT) (26th)</b>							4	26.972	33.021	21.395	30.837	1:52.225	192
1	37.276	34.241	22.553	32.648	2:06.718	151	5	27.010	33.191	21.258	30.880	1:52.339	185
2	<b>28.232</b>	<b>33.875</b>	22.594	<b>32.490</b>	<b>1:57.191</b>	173	6	27.033	33.116	21.471	31.047	1:52.667	191
3	28.283	34.401	22.587	32.903	1:58.174	171	<b>56 Jesse WOODS (TAS) (20th)</b>						
4	28.694	34.315	<b>22.523</b>	32.769	1:58.301	168	1	36.007	33.469	21.230	31.307	2:02.013	152
5	28.692	34.203	22.674	33.033	1:58.602	166	2	<b>26.950</b>	32.726	21.174	31.279	<b>1:52.129</b>	188
6	28.782	34.293	22.677	32.638	1:58.390	165	3	27.022	33.011	21.355	31.196	1:52.584	185
<b>40 Jeremy CZMOK (VIC) (28th)</b>							4	27.274	32.812	21.229	31.165	1:52.480	183
1	39.918	35.112	23.081	33.726	2:11.837	155	5	27.707	<b>32.709</b>	21.224	<b>31.127</b>	1:52.767	182
2	29.150	34.663	23.112	32.708	1:59.633	180	6	27.369	32.744	<b>21.160</b>	31.324	1:52.597	182
3	29.074	34.072	22.982	33.014	1:59.142	177	<b>57 Seth CRUMP (QLD) (4th)</b>						
4	29.006	34.420	22.754	32.870	1:59.050	174	1	33.960	32.196	20.890	30.816	1:57.862	145
5	<b>28.898</b>	34.753	22.780	32.790	1:59.221	175	2	26.776	32.066	21.176	31.054	1:51.072	187
6	29.051	<b>33.911</b>	<b>22.627</b>	<b>32.511</b>	<b>1:58.100</b>	174	3	27.246	32.589	<b>20.654</b>	30.387	1:50.876	185
<b>43 Harry KHOURI (NSW) (5th)</b>							4	26.583	32.068	20.830	30.532	1:50.013	189
1	34.710	32.759	21.044	30.357	1:58.870	154	5	<b>26.380</b>	32.314	20.956	<b>30.345</b>	<b>1:49.995</b>	193
2	26.738	32.412	<b>20.655</b>	30.366	1:50.171	191	6	27.051	<b>31.950</b>	21.091	30.436	1:50.528	184
3	26.774	<b>31.898</b>	20.969	30.498	1:50.139	188							

*Scott Laing*  
 Chief Time Keeper - Scott Laing


*Tom Williams*  
 Clerk of Course - Tom Williams




Computime Race Timing Systems Pty Ltd © 1996  
 Licensed to Computime Race Timing Systems

**COMPUTIME RACE TIMING SYSTEMS PTY LTD**  
**www.computime.com.au**

E-mail: scott@computime.com.au / Ph: 0418 17 13 17





# SUPPORT CLASS RESULTS

## AUSTRALIAN SUPERSPORT 300 CHAMPIONSHIP

### Race 1

Date: 23/02/19  
 Event: R02  
 Weather: Sunny - Temp: 20.8C  
 Track: Dry - Temp: 37.0C

Started at: 11:14:49  
 Laps: 6  
 Starters: 33  
 Printed at: 12:12

### PROVISIONAL SPLIT TIMES

Lap	Split 1	Split 2	Split 3	Split 4	Lap Time	Spd	Lap	Split 1	Split 2	Split 3	Split 4	Lap Time	Spd
<b>58 Mitch KUHNE (QLD) (18th)</b>							4	26.424	32.293	<b>20.809</b>	<b>30.208</b>	1:49.734	193
1	35.362	33.312	<b>21.039</b>	<b>30.792</b>	2:00.505	158	5	<b>26.212</b>	32.212	21.008	30.351	1:49.783	194
2	26.840	<b>32.563</b>	21.165	31.023	<b>1:51.591</b>	193	6	26.452	32.640	21.009	30.513	1:50.614	187
3	<b>26.698</b>	32.760	21.191	31.278	1:51.927	186	<b>89 Kristian AGOSTINI (NT) (32th)</b>						
4	27.033	33.113	21.306	31.053	1:52.505	183	1	38.597	35.440	23.129	34.520	2:11.686	155
5	26.985	32.937	21.121	30.916	1:51.959	188	2	29.747	35.563	23.114	33.980	2:02.404	173
6	27.122	32.959	21.309	31.247	1:52.637	190	3	28.930	35.108	22.874	33.584	2:00.496	176
<b>68 Luke POWER (VIC) (2nd)</b>							4	28.779	34.879	<b>22.568</b>	<b>33.411</b>	<b>1:59.637</b>	175
1	33.093	31.991	20.932	30.218	1:56.234	145	5	<b>28.694</b>	<b>34.625</b>	22.590	33.918	1:59.827	174
2	<b>26.660</b>	31.800	20.777	30.182	1:49.419	181	6	28.801	34.799	22.892	34.166	2:00.658	173
3	26.821	31.837	<b>20.704</b>	<b>29.934</b>	1:49.296	179	<b>97 Peter NERLICH (VIC) (16th)</b>						
4	26.667	<b>31.482</b>	20.818	30.021	<b>1:48.988</b>	179	1	35.499	33.584	21.177	30.920	2:01.180	155
5	26.737	31.637	20.820	30.159	1:49.353	181	2	26.609	32.802	21.176	<b>30.608</b>	<b>1:51.195</b>	190
6	26.918	32.270	20.950	30.687	1:50.825	174	3	<b>26.534</b>	<b>32.755</b>	21.441	31.091	1:51.821	188
<b>72 Benjamin BAKER (NSW) (11th)</b>							4	26.708	33.034	21.391	31.155	1:52.288	188
1	34.503	32.935	20.957	30.609	1:59.004	159	5	26.808	32.935	<b>21.172</b>	31.028	1:51.943	188
2	26.529	32.609	21.198	30.643	1:50.979	194	6	27.257	33.129	21.265	30.954	1:52.605	188
3	26.694	32.377	21.209	30.399	1:50.679	194	<b>111 Wayne BATSON (SA) (33th)</b>						
4	26.424	32.304	<b>20.607</b>	30.267	<b>1:49.602</b>	194	1	39.357	36.374	<b>23.260</b>	<b>33.527</b>	2:12.518	149
5	<b>26.347</b>	<b>32.162</b>	21.115	30.550	1:50.174	194	2	29.714	35.916	23.373	34.692	2:03.695	175
6	26.759	32.769	20.907	<b>30.149</b>	1:50.584	192	3	<b>29.311</b>	<b>35.695</b>	23.387	34.275	<b>2:02.668</b>	170
<b>81 Senna AGIUS (NSW) (3rd)</b>							4	29.773	35.993	23.347	34.434	2:03.547	167
1	34.289	32.660	20.948	<b>30.226</b>	1:58.123	149	5	29.543	35.882	23.383	34.775	2:03.583	166
2	26.730	32.434	<b>20.729</b>	30.754	1:50.647	193	6	29.700	35.698	23.441	33.887	2:02.726	164
3	26.783	32.034	20.963	30.599	1:50.379	189	<b>131 Adam COX (QLD) (27th)</b>						
4	26.508	31.851	20.913	30.345	<b>1:49.617</b>	186	1	36.950	<b>34.138</b>	<b>22.090</b>	<b>32.670</b>	2:05.848	155
5	<b>26.344</b>	31.982	21.034	30.621	1:49.981	189	2	<b>28.135</b>	34.440	22.440	33.008	<b>1:58.023</b>	179
6	26.571	<b>31.800</b>	20.947	30.633	1:49.951	186	3	28.903	34.599	22.409	33.228	1:59.139	172
<b>87 Zac LEVY (QLD) (7th)</b>							4	28.686	34.555	22.279	32.966	1:58.486	174
1	35.592	32.784	21.098	30.826	2:00.300	155	5	28.780	34.528	22.625	33.150	1:59.083	172
2	26.518	32.247	21.411	30.511	1:50.687	193	6	28.592	34.594	22.227	32.979	1:58.392	171
3	26.341	<b>31.931</b>	20.867	30.358	<b>1:49.497</b>	191							

*Scott Laing*  
 Chief Time Keeper - Scott Laing


*Tom Williams*  
 Clerk of Course - Tom Williams



Computime Race Timing Systems Pty Ltd © 1996  
 Licensed to Computime Race Timing Systems

**COMPUTIME RACE TIMING SYSTEMS PTY LTD**  
**www.computime.com.au**

E-mail: scott@computime.com.au / Ph: 0418 17 13 17





## **SUPPORT CLASS RESULTS**

### **AUSTRALIAN SUPERSPORT 300 CHAMPIONSHIP**

Date: 23/02/19  
 Event: R02  
 Weather: Sunny - Temp: 20.8C  
 Track: Dry - Temp: 37.0C

### Race 1

Started at: 11:14:49  
 Laps: 6  
 Starters: 33  
 Printed at: 12:12

### PROVISIONAL SPLIT TIMES

Lap	Split 1	Split 2	Split 3	Split 4	Lap Time	Spd	Lap	Split 1	Split 2	Split 3	Split 4	Lap Time	Spd
<b>151 Locky TAYLOR (QLD) (15th)</b>							1	34.868	32.765	<b>20.832</b>	30.651	1:59.116	153
1	34.205	32.493	20.991	<b>30.512</b>	1:58.201	143	2	26.090	32.351	21.112	30.701	1:50.254	201
2	26.902	32.799	21.208	31.007	1:51.916	192	3	26.534	32.665	21.065	30.345	1:50.609	199
3	26.952	32.703	20.837	30.778	1:51.270	188	4	26.172	32.383	21.000	<b>30.246</b>	<b>1:49.801</b>	196
4	<b>26.452</b>	<b>32.107</b>	<b>20.701</b>	31.153	<b>1:50.413</b>	194	5	<b>26.051</b>	<b>32.320</b>	21.022	30.734	1:50.127	196
5	26.871	32.470	21.227	31.032	1:51.600	187	6	27.045	32.913	21.134	30.277	1:51.369	184
6	27.851	32.566	21.327	31.282	1:53.026	173							
<b>282 Cameron AGOSTINI (NT) (25th)</b>							<b>355 Laura BROWN (NSW) (13th)</b>						
1	36.593	34.113	<b>22.087</b>	32.135	2:04.928	154	1	34.930	32.859	20.943	30.604	1:59.336	152
2	27.965	<b>33.530</b>	22.408	32.417	1:56.320	180	2	26.362	32.633	21.042	30.546	1:50.583	200
3	28.011	33.556	22.277	31.788	<b>1:55.632</b>	174	3	26.532	32.530	20.984	30.547	1:50.593	193
4	28.122	33.766	22.312	31.694	1:55.894	174	4	26.672	32.357	<b>20.771</b>	30.182	1:49.982	191
5	28.145	33.720	22.200	32.114	1:56.179	177	5	26.252	32.356	21.141	31.569	1:51.318	199
6	<b>27.912</b>	33.579	22.557	<b>31.666</b>	1:55.714	177	6	<b>26.246</b>	<b>32.116</b>	20.983	<b>30.174</b>	<b>1:49.519</b>	194
<b>308 John LYTRAS (QLD) (10th)</b>							<b>437 Hayden STIFF (NSW) (24th)</b>						
1	34.397	32.622	20.994	<b>30.326</b>	1:58.339	143	1	36.736	33.864	21.972	32.220	2:04.792	152
2	26.967	<b>32.321</b>	<b>20.801</b>	30.482	1:50.571	196	2	27.900	33.652	22.572	32.291	1:56.415	180
3	26.742	32.480	20.818	30.346	1:50.386	191	3	<b>27.814</b>	33.635	22.062	32.136	<b>1:55.647</b>	177
4	<b>26.523</b>	1:23.981			1:50.504	184	4	27.990	33.761	<b>21.872</b>	32.106	1:55.729	176
5					<b>1:50.100</b>		5	28.210	33.674	22.047	32.387	1:56.318	174
6					1:51.100		6	27.879	<b>33.551</b>	22.318	<b>31.950</b>	1:55.698	176

**333 Yannis SHAW (NSW) (12th)**

\*\*\* INITIAL RACE START RED FLAGGED IN LAP 1 DUE TO CRASH AT TURN 2 INVOLVING NOS. 28 (T. RELPH) & 42 (K. O'CONNELL). RACE RE-STARTED BUT REDUCED TO 6 LAPS \*\*\*

\*\*\* No. 308 (J. LYTRAS) - NO TRANSPONDER AFTER 3 LAPS - MANUALLY SCORED \*\*\*

The results are provisional until the end of the time limit for protests and appeals.

  
 Chief Time Keeper - Scott Laing


  
 Clerk of Course - Tom Williams



Computime Race Timing Systems Pty Ltd © 1996  
 Licensed to Computime Race Timing Systems

**COMPUTIME RACE TIMING SYSTEMS PTY LTD**  
**www.computime.com.au**

E-mail: [scott@computime.com.au](mailto:scott@computime.com.au) / Ph: 0418 17 13 17





**SUPPORT CLASS RESULTS**  
**AUSTRALIAN SUPERSPORT 300 CHAMPIONSHIP**

**Race 1**

Date: 23/02/19  
 Event: R02  
 Weather: Sunny - Temp: 20.8C  
 Track: Dry - Temp: 37.0C

Started at: 11:14:49  
 Laps: 6  
 Starters: 33  
 Printed at: 12:12

**PROVISIONAL FASTEST LAPS SEQUENCE**


Lap	Race Pos	No	Name	Machine	Fastest Lap	On Lap
1	1	68	Luke POWER (VIC)	Yamaha R3 321	1:56.234	1
2	1	27	Max STAUFFER (NSW)	Yamaha R3 321	1:49.371	2
3	1	68	Luke POWER (VIC)	Yamaha R3 321	1:49.296	3
4	1	68	Luke POWER (VIC)	Yamaha R3 321	1:48.988	4
4	2	27	Max STAUFFER (NSW)	Yamaha R3 321	1:48.941	4

\*\*\* INITIAL RACE START RED FLAGGED IN LAP 1 DUE TO CRASH AT TURN 2 INVOLVING NOS. 28 (T. RELPH) & 42 (K. O'CONNELL). RACE RE-STARTED BUT REDUCED TO 6 LAPS \*\*\*

\*\*\* No. 308 (J. LYTRAS) - NO TRANSPONDER AFTER 3 LAPS - MANUALLY SCORED \*\*\*

The results are provisional until the end of the time limit for protests and appeals.


  
 Chief Time Keeper - Scott Laing

  
 Clerk of Course - Tom Williams

Computime Race Timing Systems Pty Ltd © 1996  
 Licensed to Computime Race Timing Systems

**COMPUTIME RACE TIMING SYSTEMS PTY LTD**  
**www.computime.com.au**

E-mail: scott@computime.com.au / Ph: 0418 17 13 17







# SUPPORT CLASS RESULTS

## AUSTRALIAN SUPERSPORT 300 CHAMPIONSHIP

Date: 23/02/19  
Event: R02  
Weather: Sunny - Temp: 20.8C  
Track: Dry - Temp: 37.0C

### Race 1

Started at: 11:14:49  
Laps: 6  
Starters: 33  
Printed at: 12:12

### PROVISIONAL LAP SHEET

No	Lap Time	Gap	No	Lap Time	Gap	No	Lap Time	Gap	No	Lap Time	Gap	No	Lap Time	Gap
<b>Lap 1</b>			40	2:11.837	15.603	40	1:59.633	25.845	40	1:59.142	35.663	35	1:58.301	36.447
68	1:56.234		111	2:12.518	16.284	14	1:59.960	26.020	19	2:00.457	36.643	131	1:58.486	37.559
27	1:56.254	.020	<b>Lap 2</b>			89	2:02.404	28.465	46	2:00.184	36.649	40	1:59.050	45.725
10	1:57.827	1.593	27	1:49.371		111	2:03.695	30.588	14	2:00.065	36.761	46	1:58.672	46.333
57	1:57.862	1.628	68	1:49.419	.028	<b>Lap 3</b>			89	2:00.496	39.637	19	1:58.864	46.519
20	1:58.058	1.824	81	1:50.647	3.145	68	1:49.296		111	2:02.668	43.932	14	1:59.040	46.813
81	1:58.123	1.889	308	1:50.571	3.285	27	1:49.396	.072	<b>Lap 4</b>			89	1:59.637	50.286
151	1:58.201	1.967	57	1:51.072	3.309	81	1:50.379	4.200	68	1:48.988		111	2:03.547	58.491
308	1:58.339	2.105	10	1:51.121	3.323	43	1:50.139	4.231	27	1:48.941	.025	<b>Lap 5</b>		
43	1:58.870	2.636	20	1:50.891	3.324	308	1:50.386	4.347	81	1:49.617	4.829	27	1:49.311	
72	1:59.004	2.770	43	1:50.171	3.416	57	1:50.876	4.861	43	1:49.702	4.945	68	1:49.353	.017
333	1:59.116	2.882	333	1:50.254	3.745	10	1:50.863	4.862	333	1:49.801	5.843	81	1:49.981	5.474
355	1:59.336	3.102	355	1:50.583	4.294	333	1:50.609	5.030	308	1:50.504	5.863	57	1:49.995	6.545
31	1:59.600	3.366	72	1:50.979	4.358	20	1:51.503	5.503	57	1:50.013	5.886	43	1:50.994	6.603
32	2:00.237	4.003	31	1:50.487	4.462	87	1:49.497	5.535	20	1:49.564	6.079	20	1:49.866	6.609
87	2:00.300	4.066	151	1:51.916	4.492	355	1:50.593	5.563	10	1:50.262	6.136	308	1:50.100	6.627
58	2:00.505	4.271	32	1:50.567	5.179	72	1:50.679	5.713	87	1:49.734	6.281	333	1:50.127	6.634
47	2:00.506	4.272	87	1:50.687	5.362	31	1:51.206	6.344	72	1:49.602	6.327	87	1:49.783	6.728
25	2:01.129	4.895	58	1:51.591	6.471	151	1:51.270	6.438	355	1:49.982	6.557	72	1:50.174	7.165
97	2:01.180	4.946	97	1:51.195	6.750	32	1:50.636	6.491	32	1:49.449	6.952	32	1:49.604	7.220
56	2:02.013	5.779	25	1:51.307	6.811	58	1:51.927	9.074	31	1:50.473	7.829	10	1:50.923	7.723
15	2:02.237	6.003	47	1:52.012	6.893	25	1:51.744	9.231	151	1:50.413	7.863	31	1:49.961	8.454
33	2:02.587	6.353	56	1:52.129	8.517	97	1:51.821	9.247	97	1:52.288	12.547	355	1:51.318	8.539
22	2:03.276	7.042	15	1:54.243	10.855	47	1:51.908	9.477	58	1:52.505	12.591	151	1:51.600	10.127
437	2:04.792	8.558	22	1:53.204	10.855	56	1:52.584	11.777	25	1:52.369	12.612	97	1:51.943	15.154
282	2:04.928	8.694	33	1:53.961	10.923	22	1:54.061	15.592	47	1:52.225	12.714	58	1:51.959	15.214
131	2:05.848	9.614	437	1:56.415	15.582	15	1:54.303	15.834	56	1:52.480	15.269	25	1:52.165	15.441
35	2:06.718	10.484	282	1:56.320	15.623	33	1:54.503	16.102	15	1:53.793	20.639	47	1:52.339	15.717
19	2:11.275	15.041	131	1:58.023	18.246	437	1:55.647	21.905	22	1:54.067	20.671	56	1:52.767	18.700
46	2:11.430	15.196	35	1:57.191	18.284	282	1:55.632	21.931	33	1:54.263	21.377	15	1:53.581	24.884
14	2:11.685	15.451	19	1:59.860	25.510	35	1:58.174	27.134	437	1:55.729	28.646	22	1:54.362	25.697
89	2:11.686	15.452	46	1:59.984	25.789	131	1:59.139	28.061	282	1:55.894	28.837	33	1:54.026	26.067

*Scott Laing*  
Chief Time Keeper - Scott Laing

*Tom Williams*  
Clerk of Course - Tom Williams



Computime Race Timing Systems Pty Ltd © 1996  
Licensed to Computime Race Timing Systems

## COMPUTIME RACE TIMING SYSTEMS PTY LTD

[www.computime.com.au](http://www.computime.com.au)

E-mail: [scott@computime.com.au](mailto:scott@computime.com.au) / Ph: 0418 17 13 17





**SUPPORT CLASS RESULTS**  
**AUSTRALIAN SUPERSPORT 300 CHAMPIONSHIP**

**Race 1**

Date: 23/02/19  
 Event: R02  
 Weather: Sunny - Temp: 20.8C  
 Track: Dry - Temp: 37.0C

Started at: 11:14:49  
 Laps: 6  
 Starters: 33  
 Printed at: 12:12

**PROVISIONAL LAP SHEET**


No	Lap Time	Gap	No	Lap Time	Gap
437	1:56.318	35.628	33	1:53.294	28.669
282	1:56.179	35.680	22	1:53.725	28.730
35	1:58.602	45.713	437	1:55.698	40.634
131	1:59.083	47.306	282	1:55.714	40.702
40	1:59.221	55.610	35	1:58.390	53.411
19	1:58.509	55.692	131	1:58.392	55.006
46	1:58.858	55.855	40	1:58.100	1:03.018
14	1:58.655	56.132	46	1:58.470	1:03.633
89	1:59.827	1:00.777	19	1:58.855	1:03.855
111	2:03.583	1:12.738	14	1:58.497	1:03.937
			89	2:00.658	1:10.743
			111	2:02.726	1:24.772
<b>Lap 6</b>					
27	1:50.692				
68	1:50.825	.150			
81	1:49.951	4.733			
57	1:50.528	6.381			
43	1:50.494	6.405			
20	1:50.536	6.453			
87	1:50.614	6.650			
32	1:50.271	6.799			
10	1:49.820	6.851			
308	1:51.100	7.035			
72	1:50.584	7.057			
333	1:51.369	7.311			
355	1:49.519	7.366			
31	1:49.833	7.595			
151	1:53.026	12.461			
97	1:52.605	17.067			
25	1:52.392	17.141			
58	1:52.637	17.159			
47	1:52.667	17.692			
56	1:52.597	20.605			
15	1:53.982	28.174			

\*\*\* INITIAL RACE START RED FLAGGED IN LAP 1 DUE TO CRASH AT TURN 2 INVOLVING NOS. 28 (T. RELPH) & 42 (K. O'CONNELL). RACE RE-STARTED BUT REDUCED TO 6 LAPS \*\*\*

\*\*\* No. 308 (J. LYTRAS) - NO TRANSPONDER AFTER 3 LAPS - MANUALLY SCORED \*\*\*

The results are provisional until the end of the time limit for protests and appeals.

  
 Chief Time Keeper - Scott Laing


  
 Clerk of Course - Tom Williams



Computime Race Timing Systems Pty Ltd © 1996  
 Licensed to Computime Race Timing Systems

**COMPUTIME RACE TIMING SYSTEMS PTY LTD**  
**www.computime.com.au**

E-mail: scott@computime.com.au / Ph: 0418 17 13 17





# SUPPORT CLASS RESULTS

## AUSTRALIAN SUPERSPORT 300 CHAMPIONSHIP

### Race 1

Date: 23/02/19  
Event: R02  
Weather: Sunny - Temp: 20.8C  
Track: Dry - Temp: 37.0C

Started at: 11:14:49  
Laps: 6  
Starters: 33  
Printed at: 12:12

### PROVISIONAL LAP CHART

Grid	1	2	3	4	5	6
68	68	27	68	68	27	27
10	27	68	27	27	68	68
151	10	81	81	81	81	81
308	57	308	43	43	57	57
27	20	57	308	333	43	43
57	81	10	57	308	20	20
20	151	20	10	57	308	87
81	308	43	333	20	333	32
333	43	333	20	10	87	10
43	72	355	87	87	72	308
31	333	72	355	72	32	72
355	355	31	72	355	10	333
56	31	151	31	32	31	355
42	32	32	151	31	355	31
32	87	87	32	151	151	151
97	58	58	58	97	97	97
25	47	97	25	58	58	25
72	25	25	97	25	25	58
58	97	47	47	47	47	47
15	56	56	56	56	56	56
47	15	15	22	15	15	15
28	33	22	15	22	22	33
87	22	33	33	33	33	22
22	437	437	437	437	437	437
33	282	282	282	282	282	282
282	131	131	35	35	35	35
437	35	35	131	131	131	131
131	19	19	40	40	40	40
35	46	46	19	46	19	46
30	14	40	46	19	46	19
19	89	14	14	14	14	14
46	40	89	89	89	89	89
14	111	111	111	111	111	111
40						
111						
89						

\*\*\* INITIAL RACE START RED FLAGGED IN LAP 1 DUE TO CRASH AT TURN 2 INVOLVING NOS. 28 (T. RELPH) & 42 (K. O'CONNELL). RACE RE-STARTED BUT REDUCED TO 6 LAPS \*\*\*

\*\*\* No. 308 (J. LYTRAS) - NO TRANSPONDER AFTER 3 LAPS - MANUALLY SCORED \*\*\*

The results are provisional until the end of the time limit for protests and appeals.

Chief Time Keeper - Scott Laing


Clerk of Course - Tom Williams



Computime Race Timing Systems Pty Ltd © 1996  
Licensed to Computime Race Timing Systems

**COMPUTIME RACE TIMING SYSTEMS PTY LTD**  
**www.computime.com.au**

E-mail: [scott@computime.com.au](mailto:scott@computime.com.au) / Ph: 0418 17 13 17





# SUPPORT CLASS RESULTS

## AUSTRALIAN SUPERSPORT 300 CHAMPIONSHIP

Date: 23/02/19  
 Event: R02  
 Weather: Sunny - Temp: 20.8C  
 Track: Dry - Temp: 37.0C

### Race 1

Started at: 11:14:49  
 Laps: 6  
 Starters: 33  
 Printed at: 12:12

### PROVISIONAL BEST PARTIAL TIMES

Pos	Split 1		Split 2		Split 3		Split 4		LAP		Ideal	Fastest
	Name	Time	Name	Time	Name	Time	Name	Time	Name			
1	H. FORD	25.886	L. POWER	31.482	M. STAUFFER	20.398	L. POWER	29.934	M. STAUFFER	1:48.757	1:48.941	
2	D. WHITESIDE	25.971	M. STAUFFER	31.663	B. BAKER	20.607	H. KHOURI	29.993	L. POWER	1:48.780	1:48.988	
3	Y. SHAW	26.051	C. O'BRIEN	31.787	D. WHITESIDE	20.629	B. BAKER	30.149	H. FORD	1:49.022	1:49.564	
4	Z. LEVY	26.212	S. AGIUS	31.800	S. CRUMP	20.654	L. BROWN	30.174	S. AGIUS	1:49.099	1:49.617	
5	L. BROWN	26.246	T. HALL	31.853	H. KHOURI	20.655	T. HALL	30.189	Z. LEVY	1:49.160	1:49.497	
6	C. O'BRIEN	26.273	H. KHOURI	31.898	L. TAYLOR	20.701	H. FORD	30.190	T. HALL	1:49.232	1:49.833	
7	S. AGIUS	26.344	Z. LEVY	31.931	L. POWER	20.704	Z. LEVY	30.208	D. WHITESIDE	1:49.233	1:49.449	
8	B. BAKER	26.347	S. CRUMP	31.950	S. AGIUS	20.729	S. AGIUS	30.226	H. KHOURI	1:49.242	1:49.702	
9	S. CRUMP	26.380	L. TAYLOR	32.107	L. BROWN	20.771	Y. SHAW	30.246	B. BAKER	1:49.265	1:49.602	
10	T. HALL	26.383	L. BROWN	32.116	H. FORD	20.791	M. STAUFFER	30.252	L. BROWN	1:49.307	1:49.519	
11	M. STAUFFER	26.444	H. FORD	32.155	J. LYTRAS	20.801	D. WHITESIDE	30.302	S. CRUMP	1:49.329	1:49.995	
12	L. TAYLOR	26.452	B. BAKER	32.162	T. HALL	20.807	J. LYTRAS	30.326	C. O'BRIEN	1:49.354	1:49.820	
13	L. JHONSTON	26.500	Y. SHAW	32.320	Z. LEVY	20.809	S. CRUMP	30.345	Y. SHAW	1:49.449	1:49.801	
14	J. LYTRAS	26.523	J. LYTRAS	32.321	Y. SHAW	20.832	C. O'BRIEN	30.356	L. TAYLOR	1:49.772	1:50.413	
15	P. NERLICH	26.534	D. WHITESIDE	32.331	C. O'BRIEN	20.938	Z. BUNTING	30.465	J. LYTRAS	1:49.971	1:50.100	
16	L. POWER	26.660	L. JHONSTON	32.526	M. KUHNE	21.039	L. TAYLOR	30.512	Z. BUNTING	1:50.984	1:51.908	
17	H. KHOURI	26.696	Z. BUNTING	32.546	J. WOODS	21.160	P. NERLICH	30.608	L. JHONSTON	1:50.996	1:51.307	
18	M. KUHNE	26.698	M. KUHNE	32.563	Z. BUNTING	21.162	L. JHONSTON	30.762	P. NERLICH	1:51.069	1:51.195	
19	Z. BUNTING	26.811	J. WOODS	32.709	P. NERLICH	21.172	M. KUHNE	30.792	M. KUHNE	1:51.092	1:51.591	
20	J. WOODS	26.950	P. NERLICH	32.755	L. JHONSTON	21.208	K. PICKERING	31.108	J. WOODS	1:51.946	1:52.129	
21	G. POUTCH	27.018	B. PICKETT	32.814	K. PICKERING	21.322	J. WOODS	31.127	G. POUTCH	1:52.499	1:53.294	
22	K. PICKERING	27.271	G. POUTCH	32.872	G. POUTCH	21.336	B. PICKETT	31.257	K. PICKERING	1:52.765	1:53.204	
23	B. PICKETT	27.401	K. PICKERING	33.064	B. PICKETT	21.488	G. POUTCH	31.273	B. PICKETT	1:52.960	1:53.581	
24	H. STIFF	27.814	C. AGOSTINI	33.530	H. STIFF	21.872	C. AGOSTINI	31.666	H. STIFF	1:55.187	1:55.647	
25	C. AGOSTINI	27.912	H. STIFF	33.551	C. AGOSTINI	22.087	H. STIFF	31.950	C. AGOSTINI	1:55.195	1:55.632	
26	A. COX	28.135	B. ANGELIDIS	33.875	A. COX	22.090	S. FAIRBROT	32.205	A. COX	1:57.033	1:58.023	
27	B. ANGELIDIS	28.232	J. CZMOK	33.911	C. WHITE	22.311	L. O'BRIEN	32.270	B. ANGELIDIS	1:57.120	1:57.191	
28	C. WHITE	28.457	L. O'BRIEN	34.111	S. FAIRBROT	22.442	B. ANGELIDIS	32.490	L. O'BRIEN	1:57.721	1:58.470	
29	K. AGOSTINI	28.694	A. COX	34.138	B. ANGELIDIS	22.523	J. CZMOK	32.511	J. CZMOK	1:57.947	1:58.100	
30	L. O'BRIEN	28.728	C. WHITE	34.584	K. AGOSTINI	22.568	C. WHITE	32.609	C. WHITE	1:57.961	1:58.509	
31	S. FAIRBROT	28.783	S. FAIRBROT	34.611	L. O'BRIEN	22.612	A. COX	32.670	S. FAIRBROT	1:58.041	1:58.497	
32	J. CZMOK	28.898	K. AGOSTINI	34.625	J. CZMOK	22.627	K. AGOSTINI	33.411	K. AGOSTINI	1:59.298	1:59.637	
33	W. BATSON	29.311	W. BATSON	35.695	W. BATSON	23.260	W. BATSON	33.527	W. BATSON	2:01.793	2:02.668	

\*\*\* INITIAL RACE START RED FLAGGED IN LAP 1 DUE TO CRASH AT TURN 2 INVOLVING NOS. 28 (T. RELPH) & 42 (K. O'CONNELL). RACE RE-STARTED BUT REDUCED TO 6 LAPS \*\*\*

\*\*\* No. 308 (J. LYTRAS) - NO TRANSPONDER AFTER 3 LAPS - MANUALLY SCORED \*\*\*

  
 Chief Time Keeper - Scott Laing


  
 Clerk of Course - Tom Williams



Computime Race Timing Systems Pty Ltd © 1996  
 Licensed to Computime Race Timing Systems

**COMPUTIME RACE TIMING SYSTEMS PTY LTD**  
**www.computime.com.au**

E-mail: [scott@computime.com.au](mailto:scott@computime.com.au) / Ph: 0418 17 13 17





# SUPPORT CLASS RESULTS

## AUSTRALIAN SUPERSPORT 300 CHAMPIONSHIP

### Race 1

Date: 23/02/19  
Event: R02  
Weather: Sunny - Temp: 20.8C  
Track: Dry - Temp: 37.0C


Started at: 11:14:49  
Laps: 6  
Starters: 33  
Printed at: 12:12

### PROVISIONAL BEST PARTIAL TIMES

Pos	Name	Split 1		Split 2		Split 3		Split 4		LAP		Ideal	Fastest
		Time	Name	Time	Name	Time	Name	Time	Name	Time	Name		

The results are provisional until the end of the time limit for protests and appeals.

  
Chief Time Keeper - Scott Laing

  
Clerk of Course - Tom Williams



Computime Race Timing Systems Pty Ltd © 1996  
Licensed to Computime Race Timing Systems

**COMPUTIME RACE TIMING SYSTEMS PTY LTD**  
**www.computime.com.au**

E-mail: [scott@computime.com.au](mailto:scott@computime.com.au) / Ph: 0418 17 13 17

